



HOLT MCDERMOTT

CANADA

Induced polarization detects a gold deposit and Image2D™ illustrates an increase in sulphides at depth




This Ontario lode gold deposit is situated on a geological contact zone, beneath a layer of conductive overburden.



The IP pseudo-section clearly shows a large anomaly between station 0+00 and 1+20S. The resistivity pseudo-section displays a more complex image. Additional interpretation is required to plan an efficient drilling program.

The Image2D™ resistivity true-depth section locates the geological contact more clearly;



The Image2D™ chargeability section distinguishes the deposit south of the contact zone and illustrates that sulphide content increases with depth. These results were confirmed by drilling

